

31 Dec 2024

Portfolio Information

Discount/Premium	—
Inception Date	24/05/2022
Portfolio Risk Score	34.08
Portfolio Risk Score Date	31/12/2024
Base Currency	Pound Sterling
On or Off Platform	On
Managed Portfolio	Yes
VAT on Fees	No

Time Period: 01/06/2022 to 31/12/2024

	Fusion Strategic	IA Mixed 40-85%
Alpha	0.05	0.00
Beta	0.84	1.00
Sortino Ratio	-0.01	-0.02
Max Drawdown	-4.50	-6.47
Std Dev	5.93	7.82
Down Capture Ratio	70.63	100.00
Up Capture Ratio	83.37	100.00

Fusion Strategic Allocation: 31/12/2024

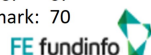
	Strategic Current	Strategic Default
International	12.50	12.50
US	14.50	14.50
UK	7.00	7.00
Europe	6.02	6.50
Pacific	5.00	5.00
Japan	4.00	4.00
Emerging Markets	5.00	5.00
Industrials	0.00	1.50
Property	1.75	1.75
Technology	4.75	4.75
Sustainable Energy	1.50	1.50
Insurance	4.00	4.00
Infrastructure	2.00	2.00
Equity Total	69.52	70.00
Fixed Income	25.30	25.00
Short Term Money Market	2.18	2.00
Cash	3.00	3.00

Portfolio Costs

UK DFM Fee	0.30	0.30
Fund Charges - OCF	0.41	0.40



FE Risk Scores
Portfolio: 67
Benchmark: 70



Investment Objective

The Fusion Strategic Portfolio is a tactically-traded growth strategy that invests in a mix of active, passive and ESG funds to achieve greater exposure and diversification. It uses a trend-following overlay as an additional layer of risk control intended to reduce volatility, sequence of returns risk, and maximum drawdowns. It is aimed at medium to long-term investors who are seeking capital growth from a diversified portfolio designed to assist in an efficient, reliable, low-cost accumulation investment and pension strategy.

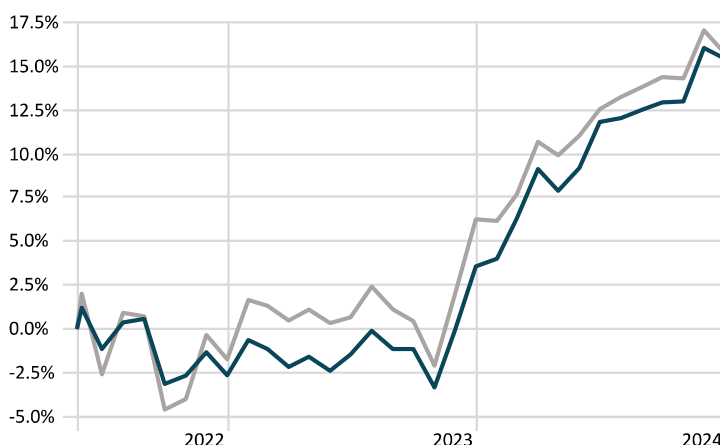
The equity element of this portfolio will not exceed 70% but may in times of market weakness be reduced and be replaced by safer alternative assets such as bonds, money market instruments and cash. Fusion trading strategies seek to invest into equities when market momentum is rising but retain profits by moving to safer alternative assets when market momentum falls with the aim of enhancing overall gain and reducing risk of loss.

The chosen investment funds can invest in UK and overseas equities, commercial property, fixed interest securities, natural resources, precious metals or cash.

The Fusion Strategic Portfolio is benchmarked against the average performance of the IA Mixed Investment 40-85% equity sector.

Performance Chart Since Inception

Time Period: 25/05/2022 to 31/12/2024



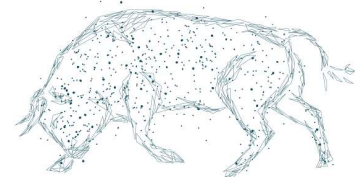
— Crossing Point Fusion Strategic 15.4% — IA Mixed Investment 40-85% Shares 15.7%

Trailing Returns

	1 Month	3 Months	6 Months	1 Year	Since Launch
Fusion Strategic	-0.54	2.20	3.20	11.41	15.39
IA Mixed 40-85%	-1.14	1.16	2.80	8.88	15.69

Discrete Calendar Year Returns

	01/01/2024 - 31/12/2024	01/01/2023 - 31/12/2023	01/01/2022 - 31/12/2022
Fusion Strategic	11.41	6.36	—
IA Mixed 40-85%	8.88	8.10	-10.18



Important Information

The Crossing Point Portfolio Management Service is only available to investors who use the ongoing services of a financial adviser. For information purposes only, please contact a personal financial adviser for further information.

Independent financial advisers take no responsibility for the underlying investment strategy, the investment process and selected funds are the responsibility of Crossing Point Investment Managements' Discretionary Fund Managers. By the nature of discretionary fund management, holdings will be bought and sold, but the investment manager will not seek your permission to do this. Investment decisions will be the responsibility of the Discretionary Fund Manager.

Calculation of the fund OCFs shown is provided by FE Fundinfo. This charge may vary across the various platforms where the portfolios are available. Please refer to your investment adviser for details.

Performance Calculation: Performance is calculated through Morningstar Direct. The ratio table is calculated on an annualised basis. The performance calculations are provided for illustrative purposes only and should not be viewed as the performance of a specific client account. Performance is shown inclusive of ongoing fund charges but gross of transaction, platform, IFA, incidental, and Crossing Point's investment management charge. Deductions for these charges will have the result of reducing the illustrated performance. Calculation of the fund OCFs may vary across the various platforms where the portfolios are available. Please refer to your investment adviser for details. Individual client performance will vary due to the inclusion of these charges and differences in platform processing and trading times.

Past performance is not a guide to future performance. The value of investments and any income from them can fall and you may get back less than you invested. If you invest in currencies other than your own, fluctuations in currency value will mean that the value of your investment will move independently of the underlying asset. The information contained in this documentation has been taken from sources stated and is believed to be reliable and accurate, but without further investigation cannot be warranted as to accuracy or completeness. Tax concessions are not guaranteed and may be changed at any time, their value will depend on individual circumstances.

The information provided by Morningstar Direct and FE fundinfo is used at your own risk. Morningstar and FE fundinfo take care to ensure that the information provided is correct. Neither Morningstar or Crossing Point Investment Management warrants or guarantee the content of the information, nor do we accept any responsibility for error, inaccuracies, omissions, or any inconsistencies herein.

Detail of the nature of the investments, the commitment required, and the specific risk warnings are described in the Crossing Point Investment Management Terms of Business with a financial adviser. Reference to any particular fund or portfolio does not constitute a recommendation for investment purposes. Indices are used for comparative purposes only. Persons who do not have professional experience in matters relating to investments should speak with a financial adviser before making an investment decision.

Issued by Crossing Point Investment Management Ltd (registered no.08776208) is authorised and regulated by the Financial Conduct Authority (FCA no. 813549), Registered address Suite 1, 2nd Floor, Urban Village, 220 High Street, Swansea, SA2 0PA. For your protection, calls may be monitored and recorded for training and quality assurance purposes.